



Ullapool Shore Street Widening and Promenade & Small Boat Harbour Development Design Update

20th May 2021

Agenda



- Purpose
- Feedback Received and Responses
- Design Options
- Your Opinions
- What's Next?

Purpose



- To summarise the feedback received from March consultation and how the project is responding to it.
- To gather feedback on design themes and options to allow the design to be progressed to a level suitable for planning.

Feedback



- Main Topic Areas
 - Provision for Cyclists
 - Speed Control
 - Access for All
 - Aesthetics
- Detailed Comments

Feedback – Provision for Cyclists



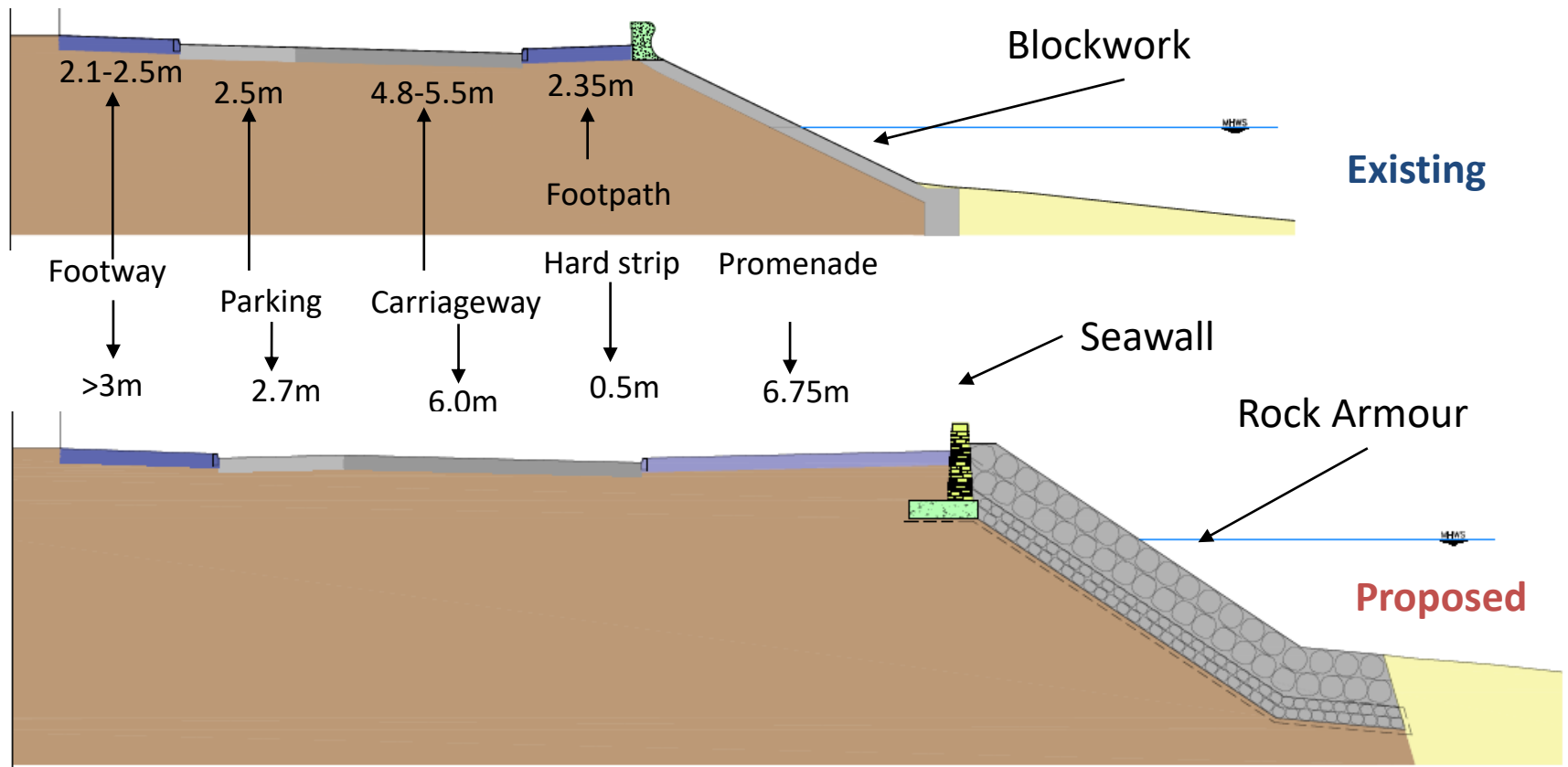
- Concern
 - Lack of space identified for cyclists.
 - The wall between road and promenade would prevent cyclist from escaping off the road.
- Solution
 - Increase promenade width and make it for both cyclists and pedestrians.
 - Remove wall and replace with a 50cm safety strip.

Feedback – Speed Control



- Concern
 - Wider road will increase speed of vehicles through the village.
- Solution
 - Carriage width reduced to 3m each way.
 - Replacement of wall with safety strip, drivers are aware of pedestrians in the area.
 - Potential for 20mph zone being investigated and discussed with Transport Scotland and the Highland Council.

Updated Design Cross Section

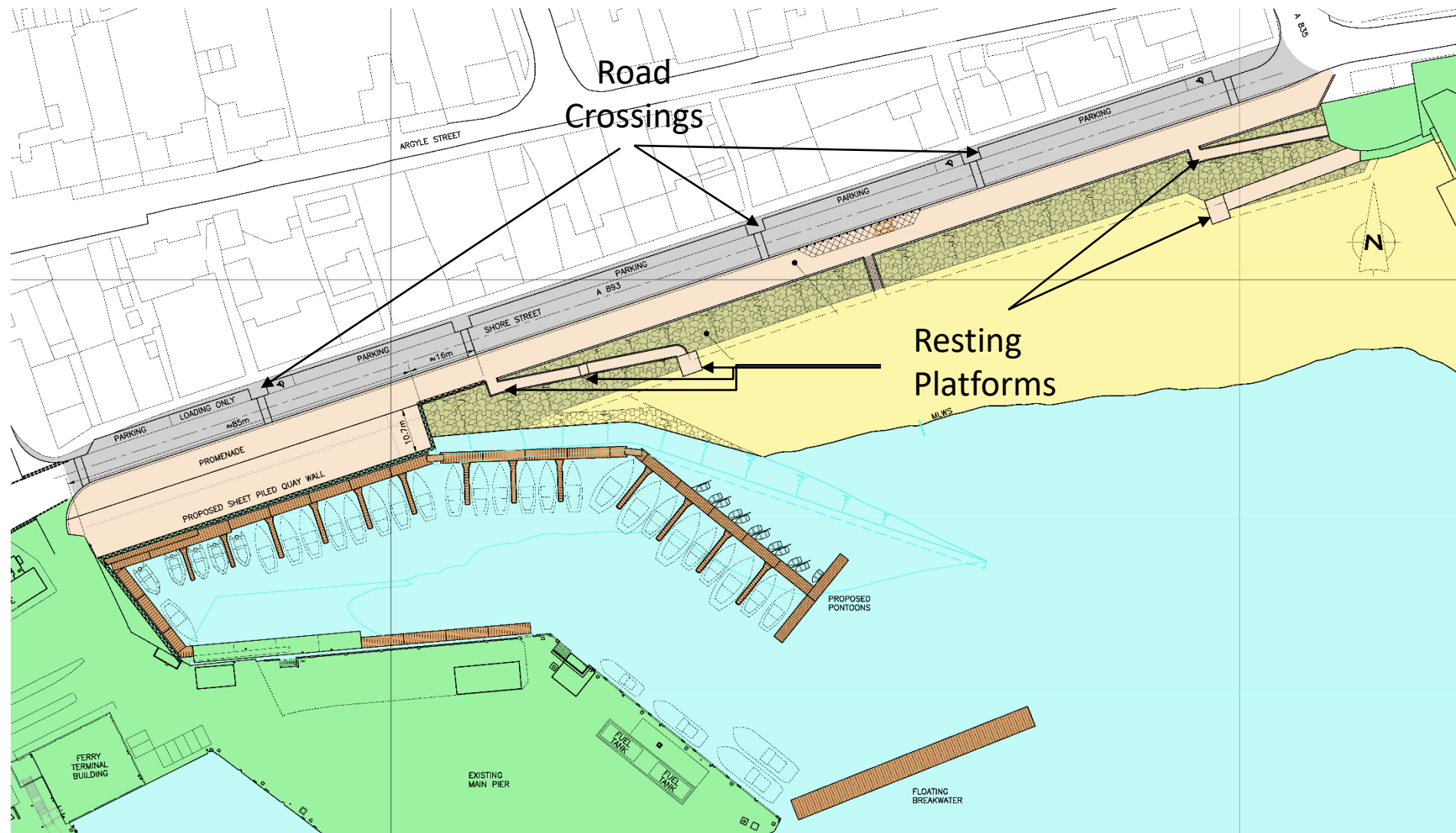


Feedback – Access for All



- Concerns
 - Ramps to beach need to be wheelchair accessible.
 - Access for all needs considered throughout.
- Solution
 - Beach ramps redesigned wider to allow hand rails at appropriate height for wheelchair users. Flat platforms top, middle and bottom.
 - Pontoon wheelchair access available at high tide, assistance required at lower tides. Investigating potential mechanised assistance options.
 - Ongoing discussion with owners of commercial premises on Shore Street to improve access.

Updated Layout



Feedback - Aesthetics



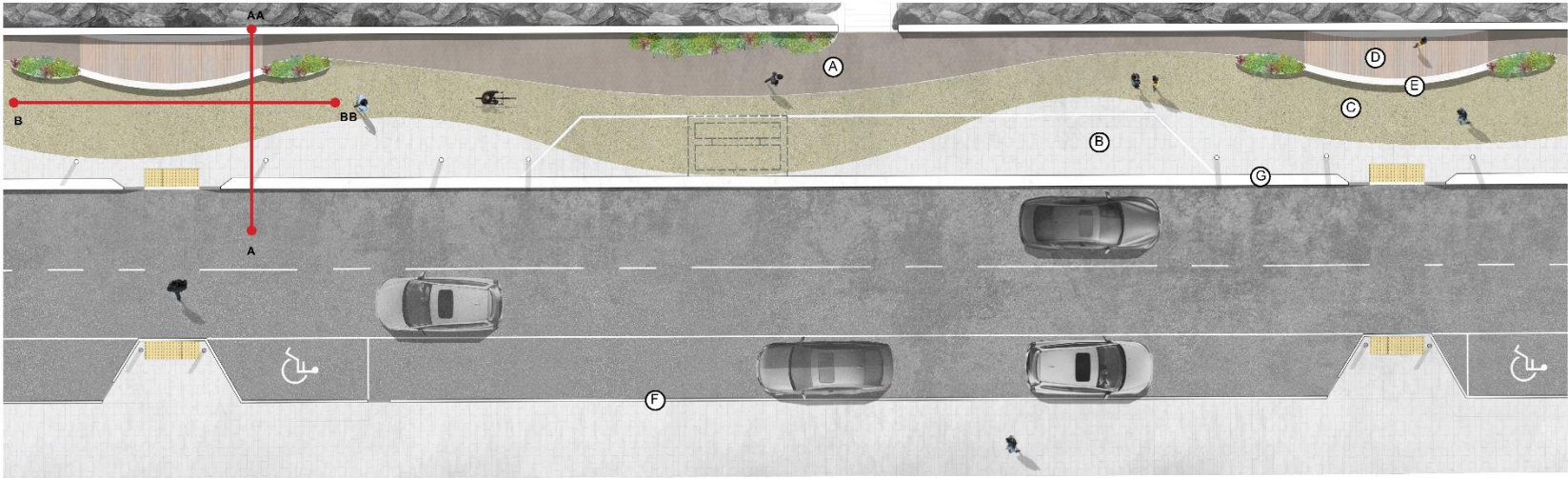
- Concern
 - Lack of consideration been given to aesthetics.
 - Need to consider place-making.
- Solution
 - Invited TGP Landscape Architects and SBA Architects to join the team.
 - Develop some options and gain feedback to allow further design development.
 - Local involvement in the details.

Ullapool Option 1




Ullapool Option 1

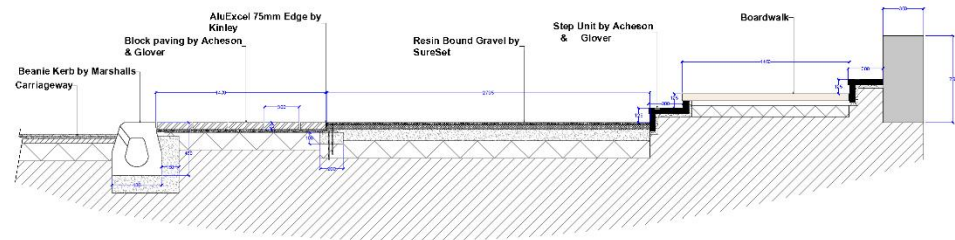
Long Plan



Materials

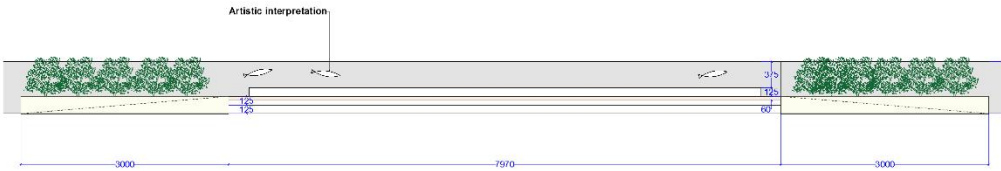


Sections



Section A-AA Carriageway to promenade wall

1:30



Elevation B-BB - Platform

1:50

Feature Details

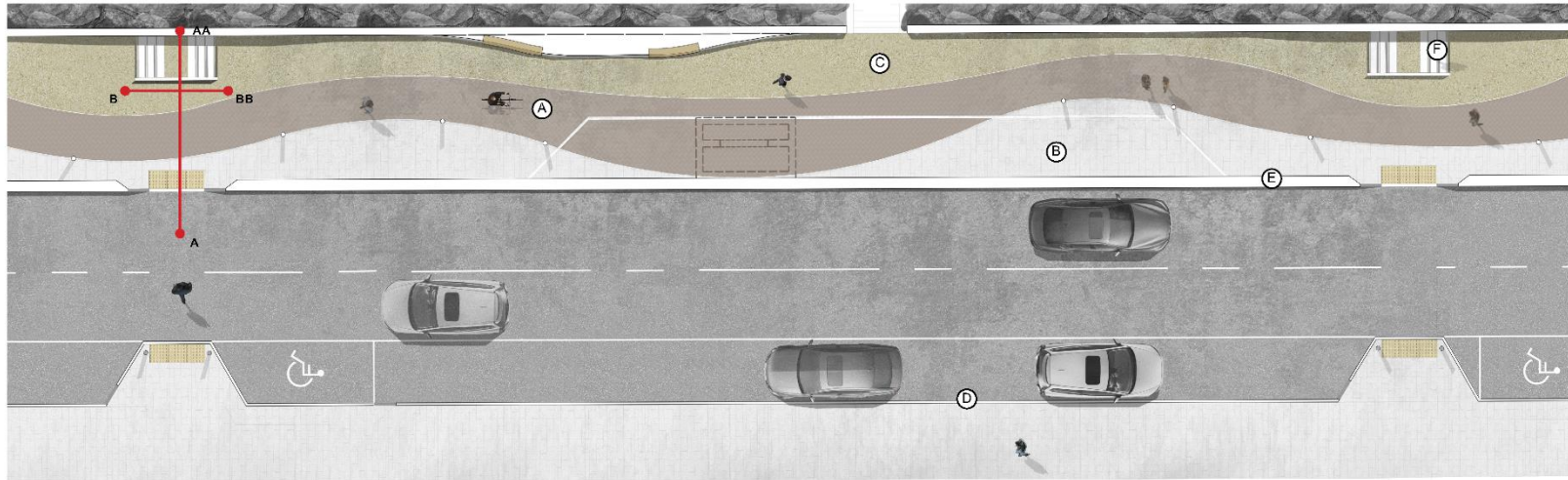


Ullapool Option 2



Ullapool Option 2

Long Plan



Materials



Clay Brick Paving by Wienerberger (200 x 50 x 65mm)



Terrapave Block Paving by Acheson & Glover (300 x 150 x 60mm)




Resin Bound Gravel by SureSet (18mm top surface depth)



Terrakerb by Acheson & Glover (255 x 125 x 900mm)

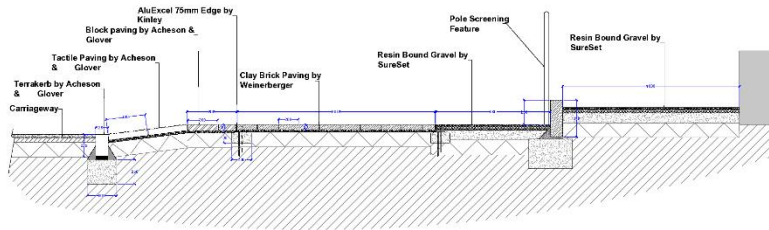


Beany Block Kerbing by Marshalls



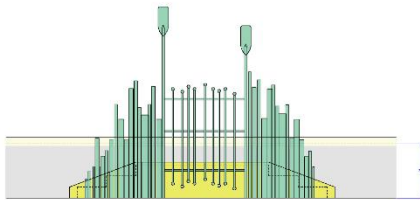
Steps by Acheson & Glover, (125 x 400mm)

Sections



Section A-AA Carriageway to promenade wall


1:30



Elevation B-BB Platform Area

1:40

Feature Details

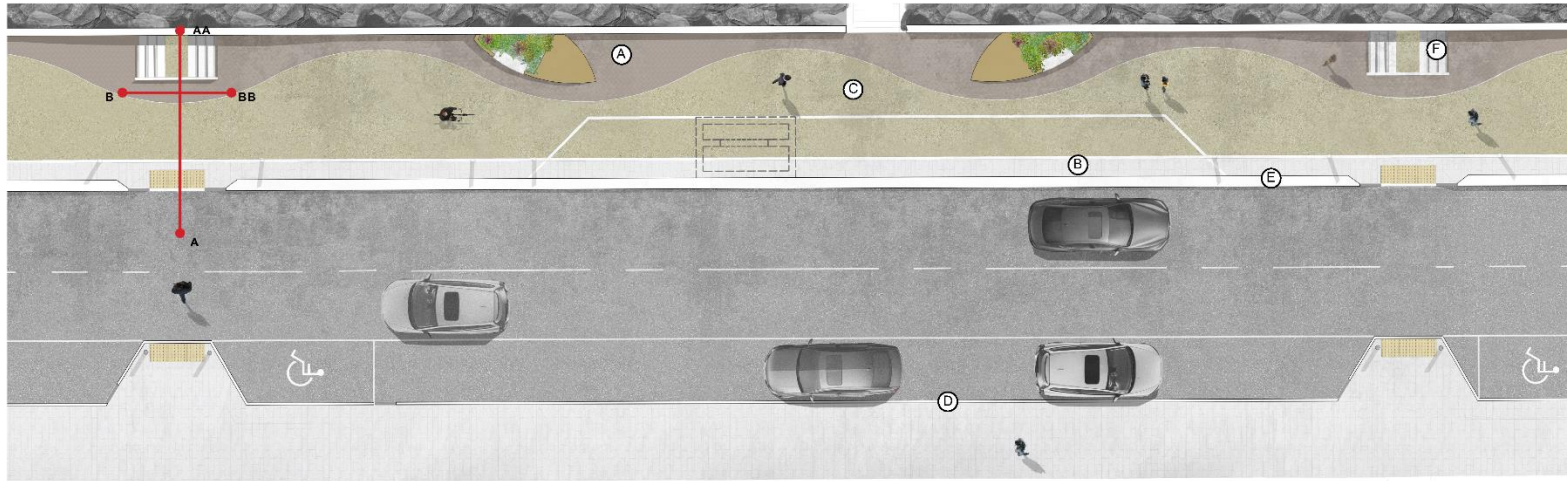


Ullapool Option 3



Ullapool Option 3

Long Plan



Materials



Clay Brick Paving by Wienerberger (200 x 50 x 65mm)



Terrapave Block Paving by Acheson & Glover (300 x 150 x 60mm)



Resin Bound Gravel by SureSet (18mm top surface depth)



Terrakerb by Acheson & Glover (255 x 125 x 900mm)

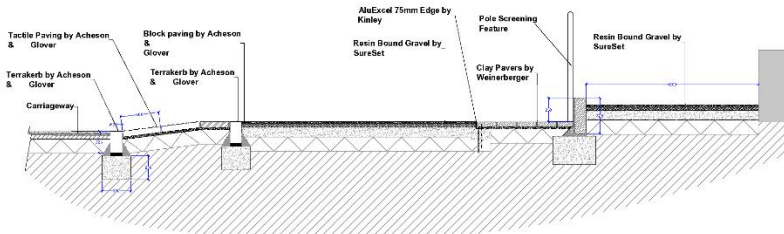


Beany Block Kerbing by Marshalls



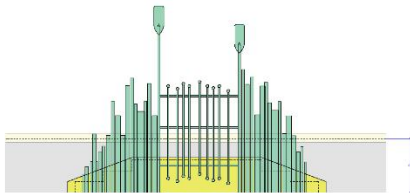
Steps by Acheson & Glover (125 x 915mm)

Sections



Section A-AA Carriageway to promenade wall

1:30



Elevation B-BB Platform Area

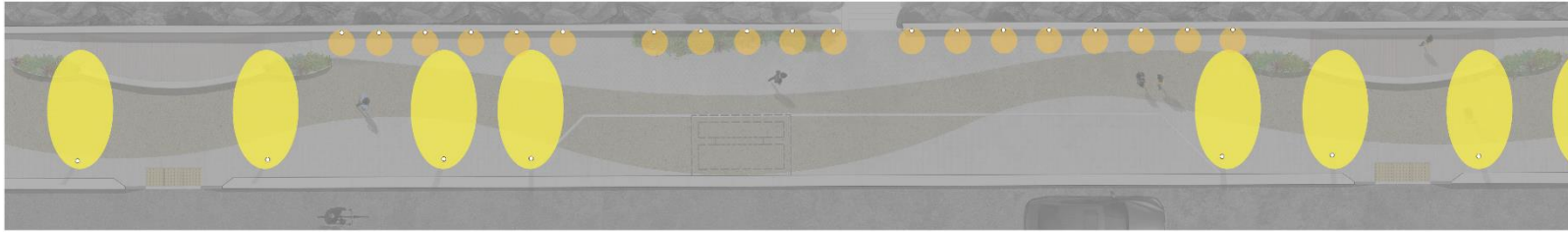
1:40

Feature Details

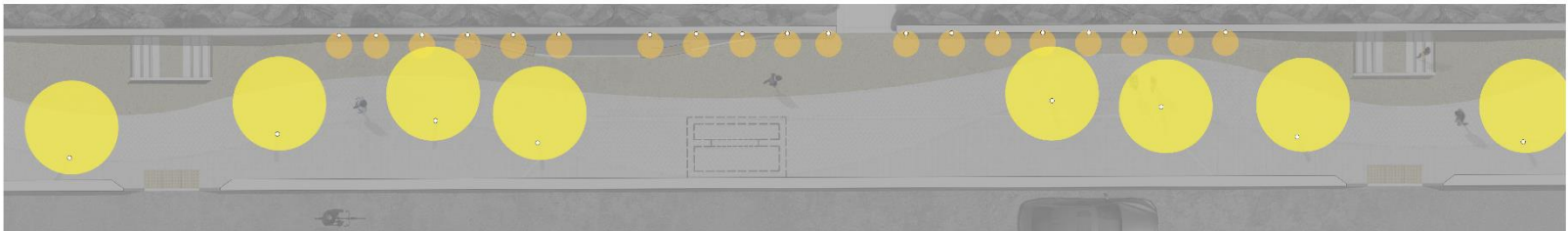


Ullapool Lighting Options

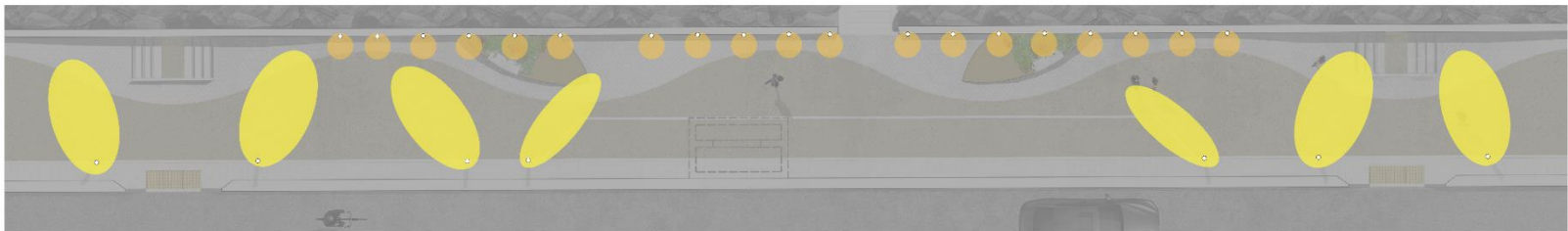
Option 1 - Lighting at same height




Option 2 - Lighting at different height



Option 3 - Lighting with differing direction



Precedents



Wall Lighting

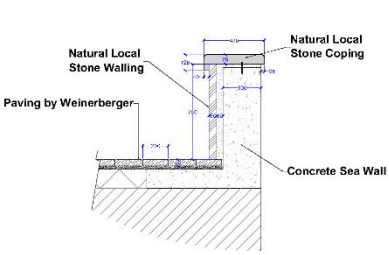


Bollard Lighting

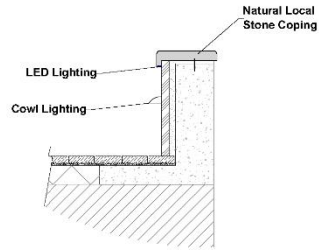


LED Lighting

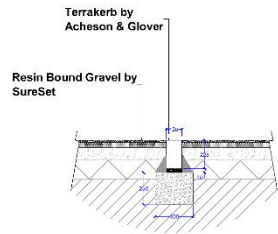
Ullapool Details



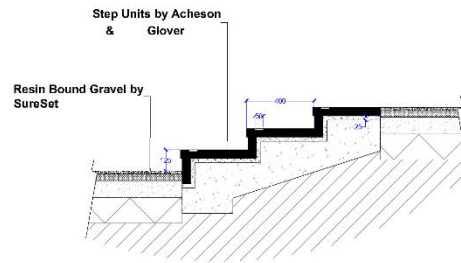
**Section - Wall Detail
1:20**



**Section - Lighting
Detail 1:20**




**Section - Flush
Block 1:20**



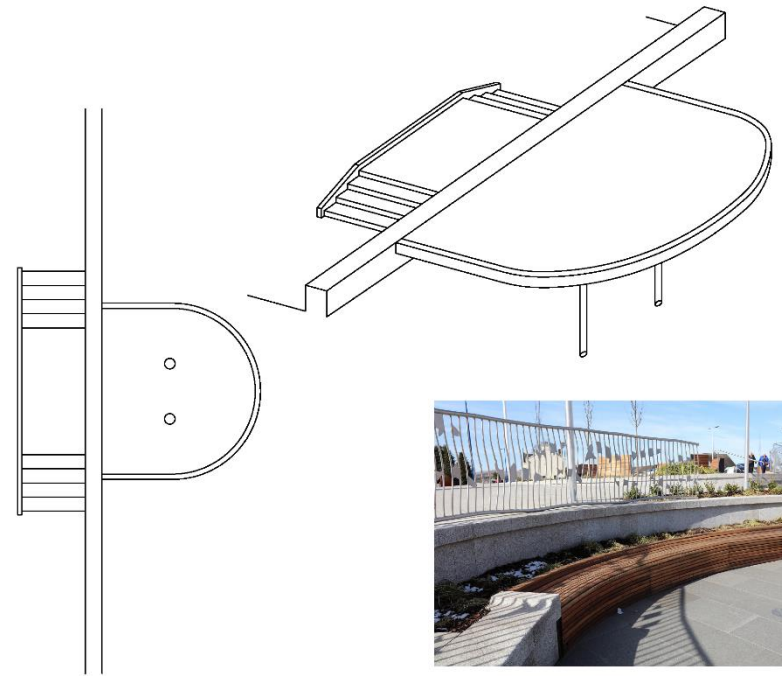
**Section - Steps
1:15**



Edging




Beany Kerbs



Viewing Platform Plan and Isometric



Timber Lighting Columns



Ullapool Details

Material Palettes - Street Furniture



Stone



Timber & Steel



Timber



Lighting



Angular



Curved



Multi-directional



Your Opinions



- Please complete a survey monkey form:
<https://www.surveymonkey.co.uk/r/C7DV2J8>
- Link available on:
 - <http://www.ullapool-harbour.co.uk/>
- Alternatively email consultation@affriclimited.co.uk

Deadline for feedback is 28th May 2021

What's Next?



- Feedback from tonight and received in the coming week, will be used to further develop the design.
- The option will be publicised prior to being submitted to Highland Council and Marine Scotland for consenting.
- The design details will be further developed in parallel to consenting and initial construction works.

What's Next?



- Please note, comments made are not representations to the Scottish Ministers or Highland Council.
- Following consultation, a Marine Licence Application will be submitted to Marine Scotland and Planning Application to the Highland Council who will welcome comments on the applications.

Thank You



- Thank you for your time this evening.
- Look forward to receiving your feedback.
 - <https://www.surveymonkey.co.uk/r/C7DV2J8>